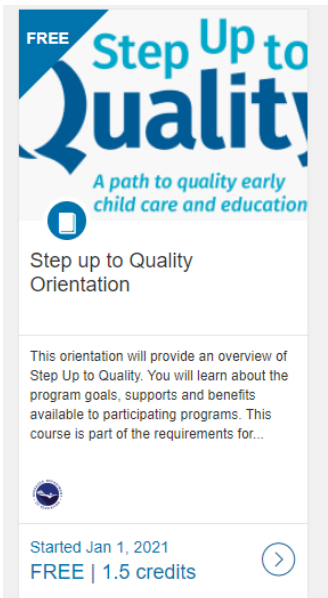




Canvas Course Enrollment Instructions

New Users

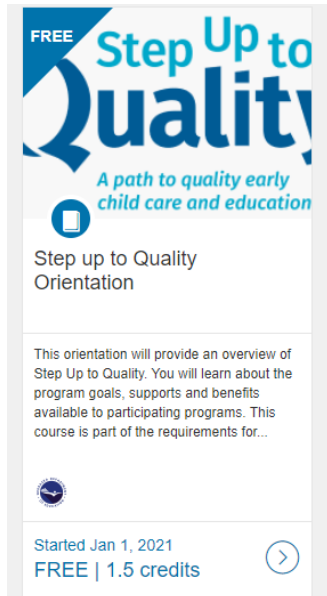
1. Open a web browser (Firefox, Chrome, Edge, Safari) and go to <https://canvas.education.ne.gov>
2. Search for the Step Up to Quality Orientation and select the card:



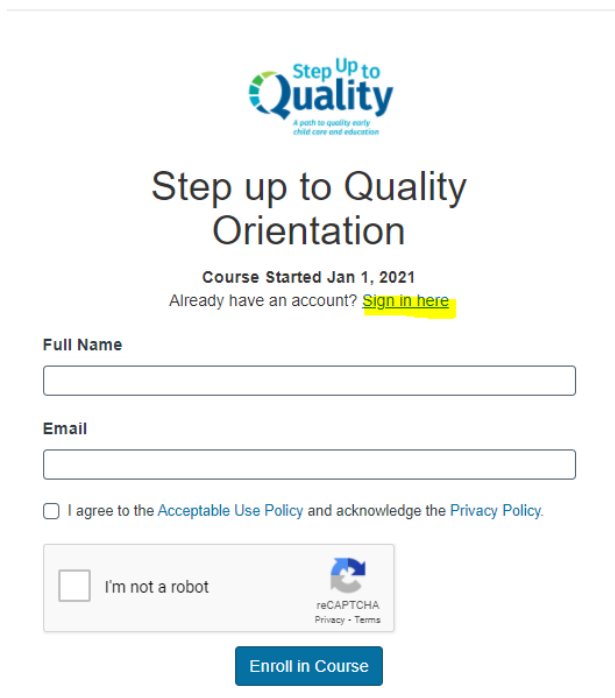
3. Click the “Enroll” button
4. Enter your full name, email address, and check the boxes to agree to the policies and to confirm you are not a robot.
5. Click “Enroll in Course”
6. An email is then sent to your address to complete registration. Click the link provided in the email to complete registration and create a password
7. Click the “Begin Course” button on your Canvas Dashboard

Existing Canvas Users

1. Open a web browser (Firefox, Chrome, Edge, Safari) and go to <https://canvas.education.ne.gov>
2. Search for the Step Up to Quality Orientation and select the card:



3. Click the “Enroll” button
4. Click “Sign in here”

A screenshot of the enrollment page for 'Step up to Quality Orientation'. At the top is the 'Step Up to Quality' logo with the subtitle 'A path to quality early child care and education'. Below the logo is the title 'Step up to Quality Orientation' in large black font. Underneath is 'Course Started Jan 1, 2021' and 'Already have an account? [Sign in here](#)'. There are two input fields: 'Full Name' and 'Email'. Below these is a checkbox for 'I agree to the Acceptable Use Policy and acknowledge the Privacy Policy.'. At the bottom left is a reCAPTCHA box with 'I'm not a robot' and a checkbox. To the right of the reCAPTCHA is the reCAPTCHA logo and text 'reCAPTCHA Privacy - Terms'. At the bottom center is a blue button labeled 'Enroll in Course'.

5. Log in to your account with your email address and password
6. Click "Enroll in Course"
7. Click "Go to your Dashboard"
8. Click "Begin Course"