

Developing Self-Paced Virtual Learning for Nebraska



What do quality virtual resources look like?

1. Youth feel a connection to you and their community.
2. The resources are not overwhelming.
3. The resources help families do something that they want to do.



New programming from Nebraska 4-H

Virtual & At-Home Learning

Looking for learning opportunities you can do from home? We've got you covered! Nebraska 4-H is now offering a variety of virtual learning experiences, such as Living Room Learning and Boredom Buster Challenges. We've also collected some of our favorite activity guides that are perfect for hands-on learning at home.

Live Experiences



Virtual Camps

Choose from a variety of exciting, live, online programs that you can participate in from home! Meet and interact with other youth who have similar interests, and learn from Nebraska 4-H Camp professionals, University of Nebraska-Lincoln faculty, and industry professionals. We have a variety of special topics session available throughout June. Register now before it's too late!

VIRTUAL CAMPS



Living Room Learning

3RD-5TH GRADES

Tune in for a hands-on virtually guided activity! Each session will focus on a new activity that can be done with materials found at home. Through these hands-on activities, youth will learn about healthy living, science, technology, engineer, math, and more! Each session will be recorded and made available for on-demand viewing. Youth do not need to be 4-H members to participate.

LIVING ROOM LEARNING



Family Fun Night

ALL AGES!

Tune in for a hands-on virtually guided family activity! Gather the whole family together for Nebraska 4-H's Family Fun Night! Each session will be recorded and made available for on-demand viewing. Youth do not need to be 4-H members to participate.

FAMILY FUN NIGHT



Boredom Buster Challenge

6TH-9TH GRADES

Tune in for the Boredom Buster Challenge! Each week, youth will be given a problem to solve using materials found in their home. Through these hands-on virtually guided challenges youth will learn about entrepreneurship, healthy living, science, technology, and more! Each session will be recorded and made available for on-demand viewing. Youth do not need to be 4-H members to participate.

BOREDOM BUSTER CHALLENGE



Virtual Field Trips

9TH-12TH GRADES

Join Nebraska 4-H as we go on-site to learn more about science, technology, careers, and more! Virtual field trips offer facility tours, educational experiences, and additional resources for teachers. Each session will be recorded and made available for on-demand viewing. Youth do not need to be 4-H members to participate.

VIRTUAL FIELD TRIPS

More Upcoming Events

New live experiences are being offered across the state for youth of all ages! For a list of upcoming statewide events, please visit the [Nebraska 4-H event calendar](#). Stay tuned as new events are being added daily!

Self-Paced Opportunities



Self-Paced Videos

Self-paced videos and playlists are designed to guide youth in completing or working on a project or activity at home. These videos can help youth prepare fair exhibits, complete science projects, and learn about a topic of interest.

SELF-PACED VIDEOS



Online Courses

Online courses are self-paced learning opportunity offering educational information about specific topics and projects.

ONLINE COURSES



4-H Camp in a Box

AGES 8-14

Get 4-H Camp shipped to you in a Box! 4-H Camp in a Box includes everything you'll need to complete a fun, hands-on activity at home. Our first box includes a **4-H Camp Tie-Dye Kit!** Get yours while supplies last. Kits cost \$40 and include lesson plans and activity guides for youth ages 8-11 and 11-14. Additional add-on kits are available for an extra \$10. Shipping within the state of Nebraska is included in the cost of the kit.

4-H CAMP IN A BOX

<https://4h.unl.edu/virtual-home-learning>



What are families asking for?

1. Families are looking for interesting topics.
“It will depend if the topic is interesting.”

Families are looking for ...

1. Interesting topics.

2. Families are looking for easy to use.

“How simple it would be for them to get the learning session on their own.”

“Having needed materials on hand at the time needed for the project or program.”

Families are looking for ...

1. Interesting topics.
2. Easy to use resources.

3. Families are looking for flexibility.

“It is nice to fit into schedule and not have to leave home since we live in the country.”

“I will eventually be going back to work from the office instead of working from home. Thus the availability of being able to do the virtual learning experiences will become more nightly or weekend adventures, but that is very doable, I appreciate that they are recorded if my work schedule doesn't allow us to participate live.”

Families are looking for ...

1. Interesting topics.
2. Easy to use resources.
3. Flexibility.

4. Families are looking for outdoor experiences.

“My kiddos do better with outside activities and hands-on.”

“I want my child to be active and be outside, so computer-based learning is probably secondary. However, virtual classes are valuable if they will gain skills from them, knowledge on animal care or increased knowledge about a project such as sewing or rocketry. Activities "just to pass the time" are not necessary. I would appreciate activities that provide quality education and not busy work.”

Families are looking for ...

1. Interesting topics.
2. Easy to use resources.
3. Flexibility.
4. Outdoor experiences.

5. Families are looking for fun projects.

“Connecting to a 4-H project makes it an easy focus for us.”

“I understand that this summer will look very different, it is important that we have some sort of structured learned throughout the summer. It is important that it is fun and that it also encourages them to build, construct or do something as well as just learning. I don't necessarily want busy work but I do think there is a huge opportunity to learn life skills, and relevant skills while making it fun.”

Families are looking for ...

1. Interesting topics.
2. Easy to use resources.
3. Flexibility.
4. Outdoor experiences.
5. Fun projects.



Discussion



Tools We Are Using



PowerPoint



iMovie



Carnival



Google Slides

Bitmoji

Key Points to Take Away



1. Start with the easy win.



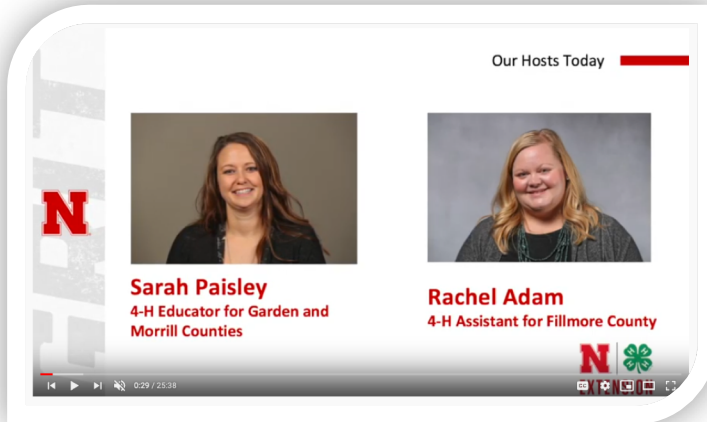
2. Build to last.



3. Be intentional about positive youth development.

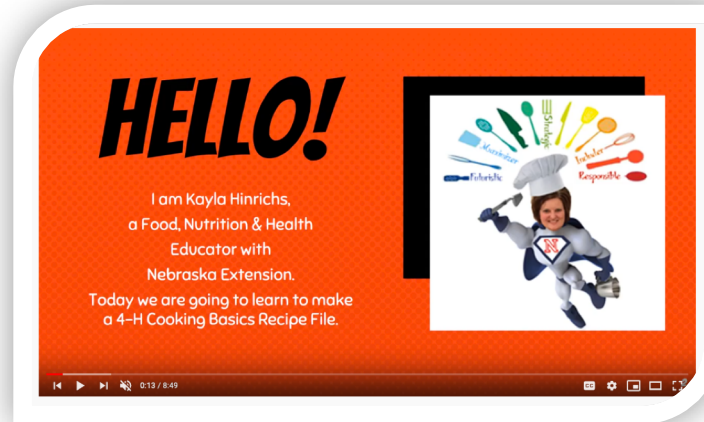
Examples from Our Work

Embryology Lesson 1 by Sarah Paisley and Rachel Adam




https://www.youtube.com/watch?v=TMEnakDs_uA&list=PL8PMz6vOY3UHvFFSzcMgNeuPxH6Ua635I&index=3&t=0s

4-H Recipe File and Bread in a Bag by Kayla Hinricks



https://www.youtube.com/watch?v=NNJg8xtAyz0&list=PL8PMz6vOY3UGFuLRilgw-hSz76xXW0yL_&index=2

Starting Seeds by Brandy VanDeWalle



https://www.youtube.com/watch?v=Ph6_QqLVjNw&feature=youtu.be