
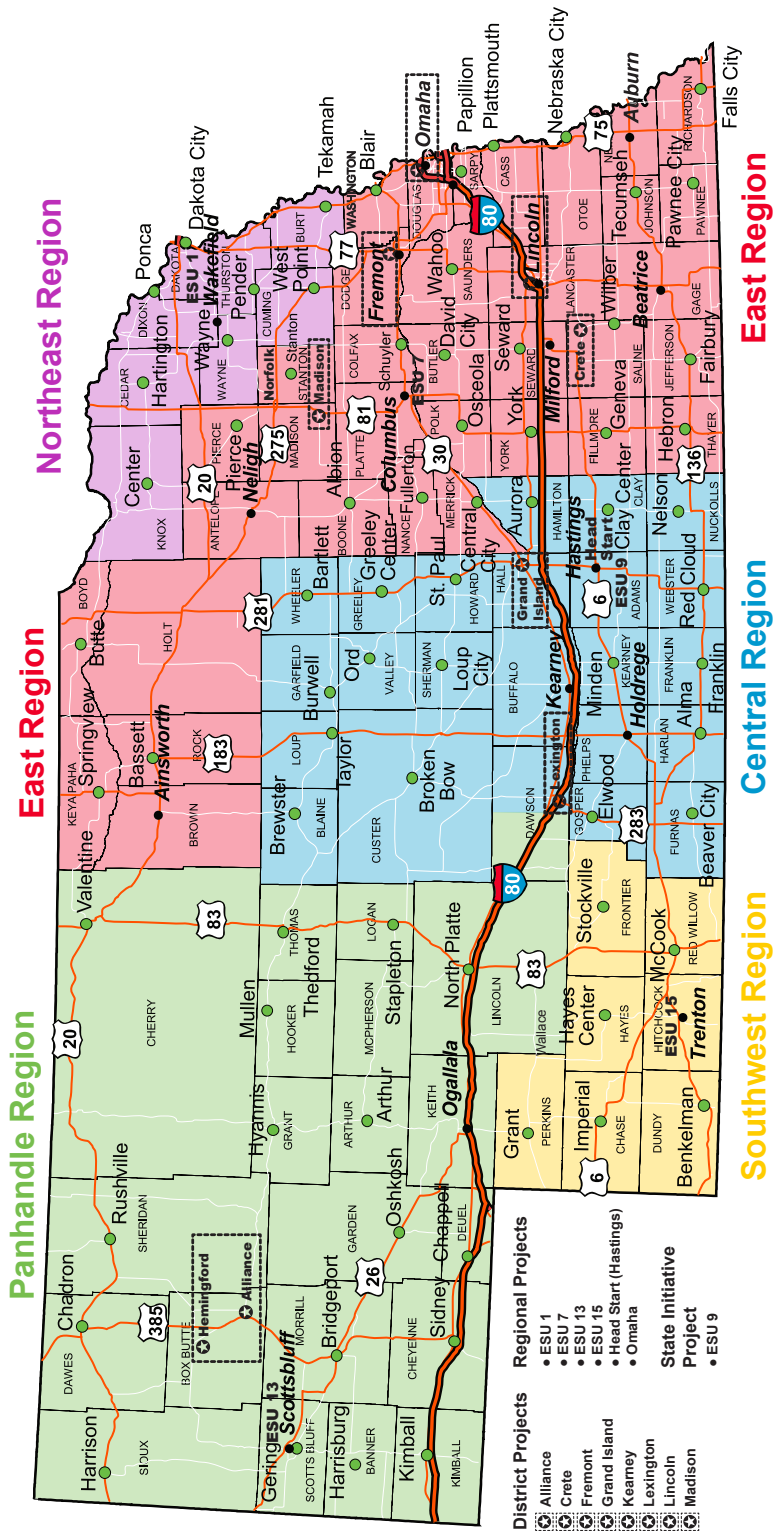
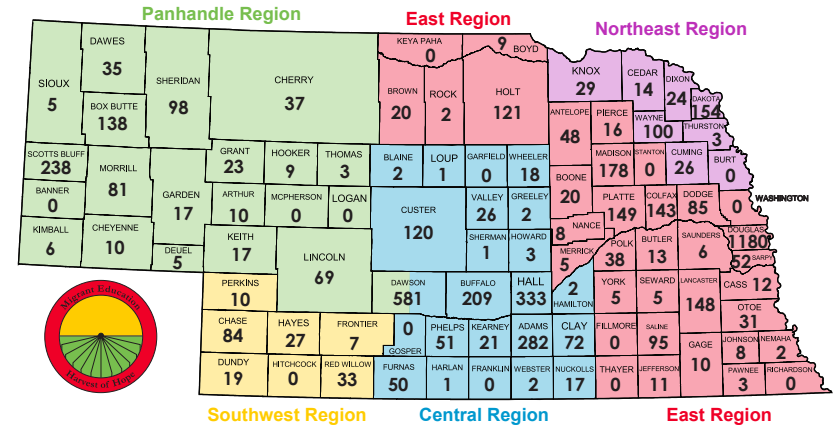


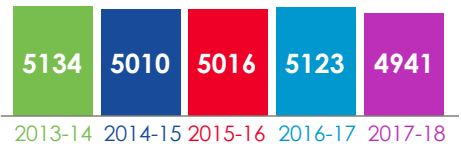
NEBRASKA MIGRANT EDUCATION PROGRAM



NEBRASKA MIGRANT EDUCATION PROGRAM (MEP) 2019 STATE PROFILE



MIGRANT CHILD COUNT



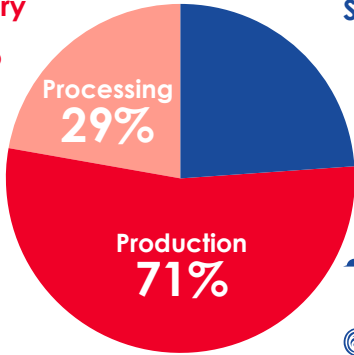
For more information on the Migrant Education Program please visit: www.education.ne.gov/Migrant

Agriculture



TEMPORARY AND SEASONAL QUALIFYING ACTIVITIES

Temporary
76%



Seasonal
24%



Top Five Seasonal Crops

1. Corn
2. Potatoes
3. Dry Beans
4. Sugar Beets
5. Tomatoes




Migration

STATES FROM WHICH MIGRANT CHILDREN MOVE TO NEBRASKA

(migration from greatest to least)

Texas	New Mexico	North Dakota
California	Oklahoma	New Jersey
Florida	Pennsylvania	Kentucky
Colorado	Indiana	Michigan
Kansas	Puerto Rico	Oregon
Iowa	Wyoming	Hawaii
South Dakota	Virginia	South Carolina
Arizona	Rhode Island	Tennessee
Georgia	Washington	Montana
Minnesota	Idaho	Louisiana
Illinois	North Carolina	Alabama
Missouri	Ohio	Connecticut
New York	Nevada	Massachusetts
Utah	Arkansas	Maryland



Country	% of Children
United States	72.00%
Mexico	9.98%
Thailand	6.99%
Guatemala	2.19%
Nepal	1.98%
Kenya	1.42%
Malaysia	.52%
Ethiopia	.62%
Jordan	.37%
El Salvador	.37%



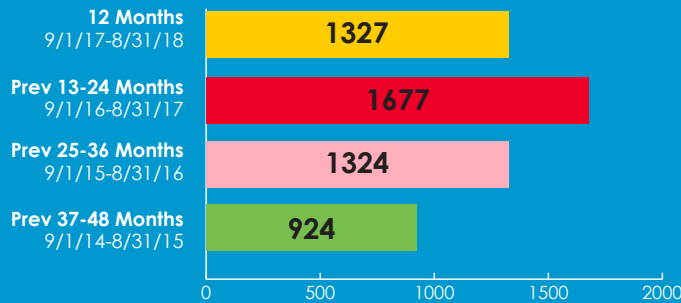
Migrant Children




PROGRAM GOALS

1. School Readiness
2. English Language Arts & Mathematics
3. Graduation & Services to Out-of-School Youth

MOBILITY



ELIGIBLE CHILDREN



RACE/ETHNICITY

