



career readiness

{ www.education.ne.gov/nce/Standards.html }

Applies Appropriate
ACADEMIC & TECHNICAL SKILLS




The career ready individual...




COMMUNICATES
Effectively & Appropriately


Contributes to
EMPLOYER & COMMUNITY SUCCESS



MAKES SENSE OF PROBLEMS
& Perseveres In Solving Them




Uses
CRITICAL THINKING




Demonstrates
INNOVATION & CREATIVITY



Models Ethical
LEADERSHIP & EFFECTIVE MANAGEMENT



WORKS PRODUCTIVELY IN TEAMS
& Demonstrates Cultural Competency



Utilizes
TECHNOLOGY



Manages
PERSONAL CAREER DEVELOPMENT



Attends to
PERSONAL & FINANCIAL WELL-BEING



five ways

TO USE THIS POSTER



ONE

Utilize the poster as part of a bulletin board that promotes Career Ready Practices. In addition to displaying the poster, include a short narrative from representatives of local businesses that speak to the importance of each Career Ready Practice. For example, the local Pinnacle Bank representative can share how they **"Utilize Technology"** in their job and why it is important for students to master that skill.



TWO

Encourage in-depth investigation of the Career Ready Practices through the use of technology. For example, students can create a virtual journal that illustrates their understanding of each Career Ready Practice. Specifically, when teaching a skill that is closely connected with **"Making Sense of Problems and Perseveres in Solving Them,"** have students locate websites or blogs that illustrate the importance of that Career Ready Practice within a specific career. Those resources can be archived on a wiki or a Google Document. Furthermore, if technology allows, students can start a Pinterest site for each Career Ready Practice. They can collect images, blogs, news articles, or other links that relate to each practice. Through the use of Glogster, students can create an on-line poster that illustrates their understanding of the Career Ready Practices. Finally, students can use Nebraska Career Connections to create an e-portfolio to showcase their understanding of each Career Ready Practice.




THREE

The poster can be used as a method for spurring student reflection. At the end of a lesson, have students complete a learning log about the lesson and connect it with a Career Ready Practice. For example, if students are learning how to prepare a balance sheet, at the end of the lesson, have students respond to the following learning log: "Learning how to complete a balance sheet attends to my personal and financial well-being because..." Or, another option would be to actually use the Career Ready Practice icon when providing the learning log. For example, **"How did today's lesson improve your [icon]?"** Students can complete their learning logs on notebook paper, note cards, or even sticky notes.



FOUR

Utilize the poster as part of a public relations campaign to promote Career Education during National CTE Week or during your respective CSO week. Display the poster in the school's main hallway or in the teacher's lounge. In addition to displaying the poster, highlight student success stories through a written Public Service Announcement (PSA) for each Career Ready Practice. For example, to illustrate how Career Education helps students **"Manage Personal Career Development,"** students can work with the school's broadcasting class, local radio station, or regional newspaper to create a video PSA that showcases student success stories in relation to that particular Career Ready Practice.



FIVE

Select one practice to be the Career Ready Practice of the Month. Throughout the month, have students create a portfolio of evidence for that particular Career Ready Practice. For example, if the Career Ready Practice of the Month is **"Uses Critical Thinking,"** have students gather evidence (artifacts, completed work, reflections, etc.) that demonstrates their ability to use critical thinking. In addition to the portfolio, invite representatives from local businesses to speak about the role the Career Ready Practice of the Month plays in the success of their business.



It is the policy of the Nebraska Department of Education not to discriminate on the basis of gender, disability, race, color, religion, marital status, age or national origin in its education programs, administration, policies, employment or other agency programs.

This project was funded through the Carl D. Perkins Career and Technical Education Act of 2006, administered through the Nebraska Department of Education. However, the contents do not necessarily represent the policy of the United States Department of Education, and you should not assume endorsement by the Federal Government.