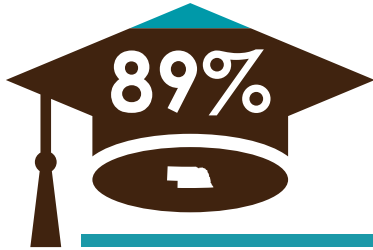



SECONDARY

COMPLETER WITH DIPLOMA

All High School Seniors vs. Concentrators



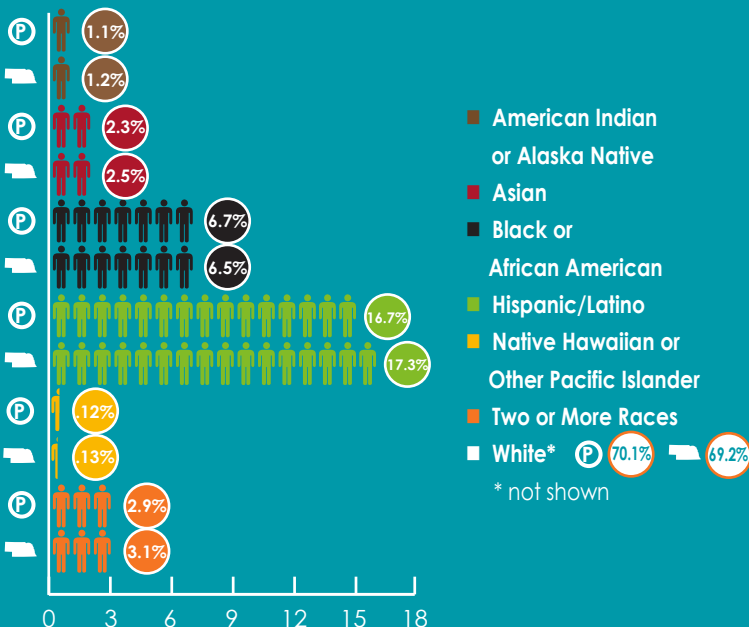
The Nebraska graduation rate for the 2015 cohort



The Nebraska graduation rate for CTE Concentrators

ETHNICITY

Participants vs. All Students Grades 7-12



The ethnicities of Career Education students nearly reflect the state's overall ethnic makeup.

CTE STUDENTS

Participants and Concentrators

98,601

Nebraska students Grades 7-12 are CTE Participants

11,350

Nebraska High School Seniors are CTE Concentrators

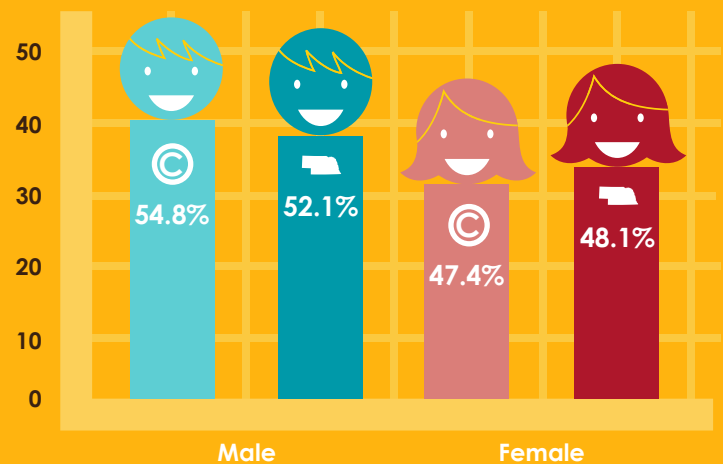


72% of Nebraska's students grades 7-12 participate in Career and Technical Education

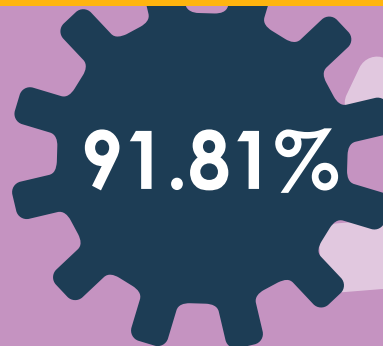
49% of Nebraska's seniors are CTE Concentrators

GENDER

Concentrators vs. All High School Seniors



The gender gap for those concentrating in Career Education narrowed between the 2014-2015 and 2015-2016 school years. However, females are still underrepresented in Career Education as a whole.



TECHNICAL SKILL ATTAINMENT

Percent of CTE Concentrators who passed technical skill assessments aligned with industry-recognized standards

All High School Seniors -OR- All Students Grades 7-12



Insights

Secondary Participants

A student in grades 7-12 who has earned credit in at least one CTE course during the school year

Secondary Concentrators

A student in grades 9-12 who has earned credit in 3 or more semester long courses within a single career cluster

SECONDARY

PLACEMENT

Percent of CTE Concentrators who graduated high school and went on to postsecondary education or advanced training, military service, or employment



70% of CTE Concentrators transition into some form of postsecondary education after graduating from high school.

SPECIFIC PLACEMENT

45%

4 Year College

25%

2 Year College

9%

Employment

2% Military

PROGRAMS OF STUDY

School Districts offering at least one State Model Program of Study, by career field



The primary purpose of a Program of Study is to provide successful student transitions between secondary and postsecondary education. All but 5 of Nebraska's school districts offer at least one State Model Program of Study.

Agriculture, Food & Natural Resources

167



Business, Marketing, & Management

236



Communication & Information Systems

110



Health Sciences

34



Human Services & Education (including FACS)

101



Skilled & Technical Sciences

157



245 Total School Districts in Nebraska

POSTSECONDARY

CTE STUDENTS

Participants and Concentrators



36,111

CTE Participants



18,522

CTE Concentrators

90.8%

TECHNICAL SKILL ATTAINMENT

The percentage of CTE Concentrators who met technical skills attainment aligned with industry-recognized standards

83.2%

STUDENT RETENTION OR TRANSFER

The percentage of CTE Concentrators who did not graduate in the reporting year, but remained enrolled in postsecondary education either at their original postsecondary institution or transferred to another 2- or 4- year institution



Postsecondary Participants

A postsecondary student who has earned one or more credits in a 1.5 or 2.0 weighted course in any CTE program area.



Secondary Concentrators

A postsecondary student who:
(1) has earned at least 12 academic semester credits (18 quarter credits) within a single CTE program, **OR**,
(2) completed a short-term CTE program of less than 12 semester credits (18 quarter credits),
that ultimately results in an award of an industry-recognized credential, certificate, diploma, or degree.



Insights